


Tip Electrode Types

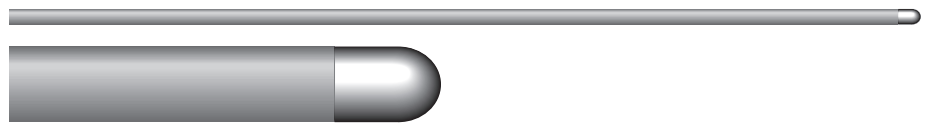
1 mm

(Fixed Curve and Small Dome Deflectable Catheters)



3 mm

(5F Large Dome Deflectable and CRISTACATH® Catheters)



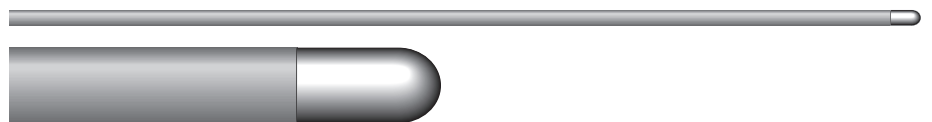
3.5 mm Irrigated

(See THERMOCOOL® Catheters)



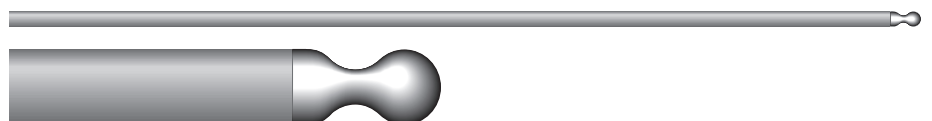
4 mm

(6, 7, and 8F Large Dome Deflectable Catheters)



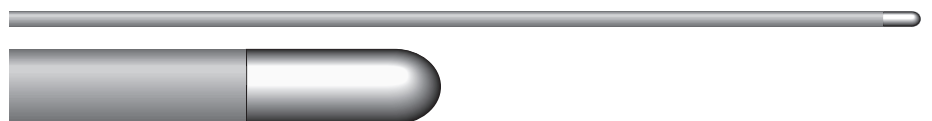
4 mm Grooved

(6, 7, and 8F Grooved Tip Deflectable Catheters)



5 mm

(7F and 8F Large Dome Deflectable Catheters)



8 mm

(7F Dual Sensor Deflectable Catheter)

